



TITLE: St Peter Claver; overcoming obstacles and bringing Christ to others

LEARNING OBJECTIVES

GENERAL:

- To understand that like St Peter Claver, we are able to bring Christ to others regardless of the obstacles we may face.

SPECIFIC:

- Students will learn about St Peter Claver's life and about the obstacles he overcame to bring Christ to the slaves.
- Students will learn about Stella Maris and how its chaplains overcome obstacles to bring Christ to seafarers.
- Students will reflect on how they can bring Christ to others despite the obstacles.

SUCCESS CRITERIA

- I can explain who St Peter Claver is and how he brought Christ to the slaves while overcoming the obstacles along the way.
- I can describe some of the obstacles that Stella Maris must face in bringing Christ to seafarers.
- I can describe how I can bring Christ to others despite the obstacles I may encounter along the way.

LINKS TO R.E. CURRICULUM

Revelation:

- An awareness of the transcendent, the holy and the presence of God in self, others and the world.

The Church:

- The Church's role as witness in society.
- The Church's understanding of vocation: exemplified in Mary, lived by local and national saints, and communities.
- The global spread of the Church at key points of history and mission (e.g. key figures, in developing countries).
- The Church's mission to proclaim the Gospel.

Celebration:

- The universal vocation to holiness.

Life in Christ:

- Gospel accounts of Jesus' response to issues of justice and relationship.

LEVELS OF ATTAINMENT AT1(i), AT1(iii), AT2(i), AT2(iii)



KEY WORDS	St Peter Claver, God, love, slave, seafarer, chaplain, Stella Maris, obstacles, Jesus
RESOURCE MATERIALS	<ul style="list-style-type: none"> • Power Point • Script • Slave-Free Cards – APPENDIX 1 • Bio Sheets – APPENDIX 2 • I Saint Pro forma – APPENDIX 3 • Suggested music for REFLECTION AND PRAYER: ‘God of Justice’ by Tim Hughes
PREPARATION	<p>Prepare Power Point Presentation</p> <p>APPENDIX 1 – print one copy of each card per group. Both cards should be printed double sided to ensure all in the class can see.</p> <p>APPENDIX 2 – print one sheet per student</p> <p>APPENDIX 3 – print one sheet per student</p> <p>Prepare background music for REFLECTION AND PRAYER</p>

OVERVIEW AND TIMINGS

TITLE, OBJECTIVES AND LESSON OUTCOMES	5 mins
INTRODUCTION	15 mins
PETER CLAVER	5 mins
PAIRED ACTIVITY	5 mins
STELLA MARIS	7 mins
INDEPENDENT ACTIVITY	13 mins
PRAYER AND REFLECTION	5 mins
SUCCESS CRITERIA	3 mins
HOMEWORK	2 mins
TOTAL LESSON TIME	60 mins

Title, Objectives & Lesson Outcomes

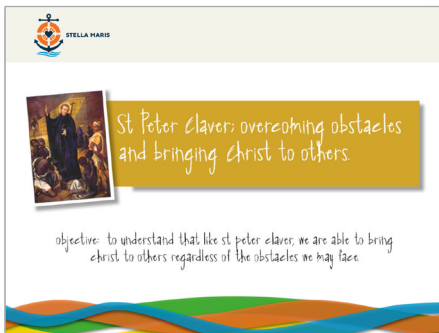
Timing: 5 mins

Slides: 1-2


(SLIDE 1)

TITLE: St Peter Claver; overcoming obstacles and bringing Christ to others.

OBJECTIVE: To understand that, like St Peter Claver, we are able to bring Christ to others regardless of the obstacles we may face.



STELLA MARIS



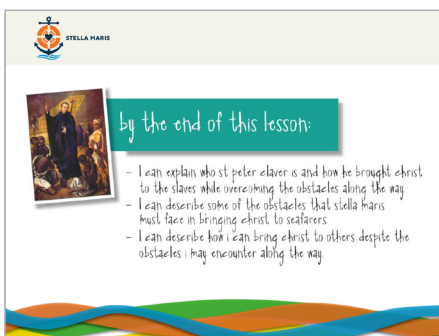
St Peter Claver; overcoming obstacles and bringing Christ to others

objective: to understand that like St Peter Claver, we are able to bring Christ to others regardless of the obstacles we may face.


(SLIDE 2)

OUTCOMES:

- I can explain who St Peter Claver is and how he brought Christ to the slaves while overcoming the obstacles along the way.
- I can describe some of the obstacles that Stella Maris must face in bringing Christ to seafarers.
- I can describe how I can bring Christ to others despite the obstacles I may encounter along the way.



STELLA MARIS



by the end of this lesson:

- I can explain who St Peter Claver is and how he brought Christ to the slaves while overcoming the obstacles along the way.
- I can describe some of the obstacles that Stella Maris must face in bringing Christ to seafarers.
- I can describe how I can bring Christ to others despite the obstacles I may encounter along the way.

Introductory Activity

Timing: 15 mins

Slide: 3-18

(SLIDE 3)

Divide the students into groups of 4-5.

We're going to start today's lesson by exploring what it means to be a slave as it's a word that has come back into the news again recently with human trafficking being a problem that modern society is facing.

You will see the word slave on the screen: I'd like you to work in your groups and come up with a concise definition of the word slave.

(2 minutes)

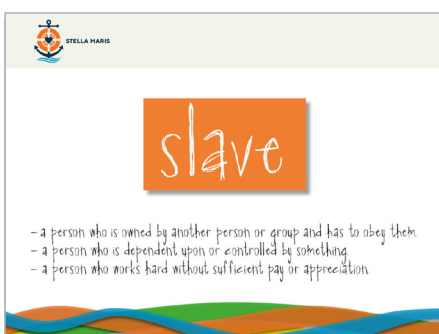
Take feedback

(2 minutes)

(CLICK)

'Slave' could be defined as:

- A person who is owned by another person or group and has to obey them.




STELLA MARIS

slave

- a person who is owned by another person or group and has to obey them
- a person who is dependent upon or controlled by something
- a person who works hard without sufficient pay or appreciation

- A person who is dependent upon or controlled by something.
- A person who works hard without sufficient pay or appreciation.



and the opposite would be a person who is 'free' which in this case could mean:

- a person who is not owned or controlled by another and can choose to do what they wish (although there may be repercussions to those decisions).
- a person not subject to unfair restrictions or obligations.
- a person who does not have to work hard without sufficient pay or appreciation.

(SLIDE 4)

And the opposite would be a person who is 'free' which in this case could mean:

- A person who is not owned or controlled by another and can choose to do what they wish (although there may be repercussions to those decisions).
- A person not subject to unfair restrictions or obligations.
- A person who does not have to work hard without sufficient pay or appreciation.



slave vs free

(SLIDE 5)

(APPENDIX 1 – Slave-Free Card)

I am going to give each group a card saying 'Free' or 'Slave' (with their respective definitions) and you are going to see some images and I'd like you to decide whether or not the person shown is free, or is in some way a slave. You will need to discuss it as a group and come to a decision together.

Give them enough time after each image to discuss as a group. When the groups seem to have decided then ask the class to show the relevant card. The first few images may need less time than the later ones.

It is important to know that there aren't right or wrong answers in this session but the aim is for the students to discuss and debate what it means to be free or to have that freedom limited by others, one's own decisions or circumstances beyond one's control.



a prisoner

(SLIDE 6)


A prisoner



girl playing in her garden

(SLIDE 7)

Girl playing in her garden




(SLIDE 8)

Skier enjoying the slopes




(SLIDE 9)

Children who play games for 4 hours every day



(SLIDE 10)

Sixth former studying hard (without pay)




(SLIDE 11)

Young worker, happy but 'cannot live' without her phone or morning coffee



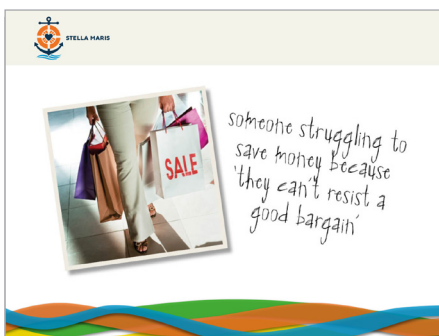
(SLIDE 12)

Someone who will only eat junk food




(SLIDE 13)

A child who is never allowed to play



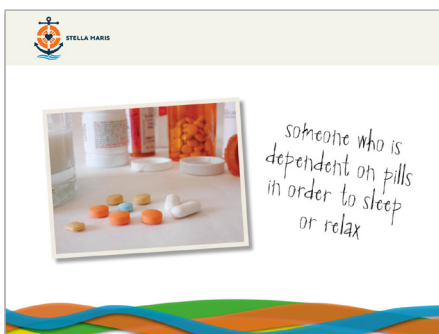
(SLIDE 14)

Someone struggling to save money because 'they can't resist a good bargain'



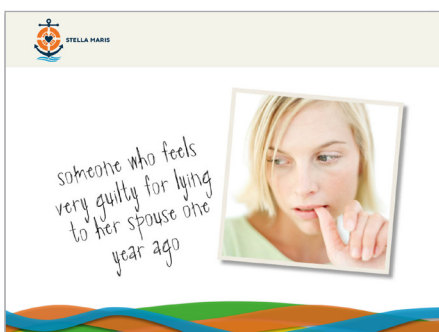
(SLIDE 15)

Someone whose only goal is to have more money




(SLIDE 16)

Someone who is dependent on pills in order to sleep or relax



(SLIDE 17)

Someone who feels very guilty for lying to her spouse one year ago



(SLIDE 18)

(On the right) A seafarer, away from his family for months and with limited access to communication

Peter Claver

Timing: 5 mins

Slides: 19-20

(SLIDE 19)

PETER CLAVER ANIMATION:

<http://www.youtube.com/watch?v=wTD60sryn8I>



Watch this video unless the students have seen it in the assembly just before the lesson.

(SLIDE 20)

We have just heard about the life of St Peter Claver. Here are some images that take us through his life story. Would anyone like to re-cap the story using these images?



Allow the volunteer to re-cap. If (s)he needs help ask if anyone would like to assist him.

You may need to re-cap these main points afterwards if their explanation wasn't clear or was insufficient:

- St Peter Claver was born in Spain (Verdu in 1580) and became a Jesuit priest.
- He was sent to Colombia where he was ordained.
- He ministered to the slaves who arrived from Africa, looking after their material needs (food, drink, dressing their wounds) and spiritual needs (evangelised them, assured them of God's love for them).
- Before his death he had nursed and baptised over 300,000 slaves. He was known as the Slave of Slaves.

Peter Claver is a Saint. The word 'Saint' comes from the Latin word 'Sanctus' meaning holy which means 'dedicated to God'.

We are all called to holiness – to being holy; every single one of us.

And holiness means being who we were created to be. Many things can stop us from being holy, from being who we were made to be and the journey to holiness involves us overcoming these obstacles and being freed from the things which stop us journeying to God and becoming who we were created to be.

This journey to holiness is different for each of us – there is a different path for each one of us. This is God’s call for us, unique and personal.

Paired Activity

Timing: 5 mins

Slides: 21-22

(SLIDE 21)

(APPENDIX 2 – Peter Claver Bios)

St Peter Claver is a great example of someone who listened to the call of God and responded to the needs of the time by taking care of the needs of the slaves. He shared with them the love of God by what he did and what he said.

I'd like you to work in pairs and read this bio and underline any sentences which mention the obstacles which St Peter Claver had to overcome and circle the ways in which you think he overcame them.

Take feedback from the students on both questions.


Teacher draws out that God gives us strength.

The Bible is a great place which many Christians turn to as it gives us many reassuring lines. There are some things that Jesus said to give encouragement to us and to help us overcome obstacles. Let us have a look at three of these now.

(SLIDE 22)

- “Do not let your hearts be troubled. You trust in God, trust also in me.” (John 14:1)
- “If you ask me anything in my name, I will do it.” (John 14:14)
- “I shall not leave you orphans; I shall come to you.” (John 14:18)

St Peter Claver put his trust in God and in the promises that God made and this gave him the strength and determination to overcome the obstacles which he faced as he tried to share the love of God with others.



Stella Maris

Timing: 7 mins

Slides: 23-25

(SLIDE 23)

We have seen these people before. Sitting on the left we see a man called Richard Haggarty; we'll talk a little bit more about his work in a moment. But to the right; does anyone remember what we said about him?

That's right, he is a seafarer. Does anyone have any idea what seafarers do?

Seafarers are really important because they bring so much to our country. Without them we wouldn't have fish but also most of our clothes are made abroad and brought to us by seafarers along with many of the things we sometimes take for granted like TVs and mobile phones.

What might be the challenges of this type of work?

Many seafarers are away from home for a long time and work very long days often in dangerous conditions.

Many of them work on ships because they need to feed their families or pay for their children to go to school and while they are at sea they miss their families a lot.

What do you think their needs might be? Think about material, spiritual and emotional needs?

Sometimes seafarers get sick which isn't nice when you are away from home. In many ways they can feel trapped, a little like the slaves did in the time of St Peter Claver.

Going back to the smiley man on the left, his name is Richard Haggarty and he is a chaplain who works for an organisation called Stella Maris which helps seafarers around the world.

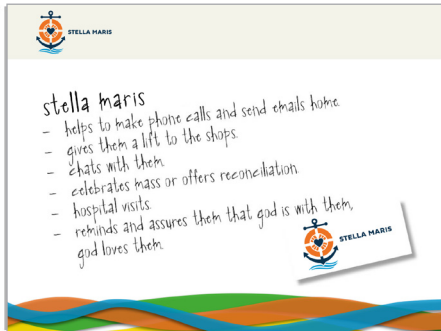
We are going to take a look at a quick video where we can see Richard talking about his experience in reaching out to the seafarers.



(SLIDE 24)

VIDEO: <http://www.youtube.com/watch?v=PwEfgf8ufew>





(SLIDE 25)

We can see that Stella Maris aims to look after seafarers. It gives them phone cards, internet access, takes them to shops and in many other ways looks after seafarers' practical needs. It also helps them with their spiritual needs: being available to chat to them and share with them the love of God. This won't always be easy though.

What do you think are some of the obstacles chaplains may face in their work with Stella Maris?

Problems which the chaplains face include: not being able to provide everything they would like to provide because they don't have enough money, not having enough time to spend with all the crews of all the of ships, being tired... When the ships have arrived, sometimes not being welcomed by people on the ship, not knowing what to say to the seafarers or not understanding the languages very well.

The chaplains know that they are not alone in the work that they do. Jesus said that 'where two or three meet in my name, I am there among them' (Matthew 18:20) and so the chaplains can be certain that God is supporting them as they serve the seafarers.

COMPLEMENTARY VIDEOS: These are two other videos of other chaplains which explain further the types of work that Stella Maris does. They will help paint a better picture about the work of and the people who work with Stella Maris.

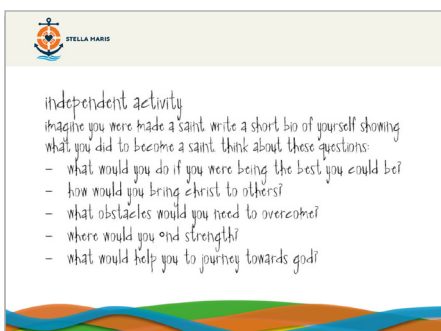
<http://www.youtube.com/watch?v=8np45Vh4ZLQ>

<http://www.youtube.com/watch?v=zS7GI3HGYS0>

Independent Activity

Timing: 13 mins

Slide: 26



(SLIDE 26)

I mentioned earlier that Peter Claver is a saint – he is holy and that we are all called to holiness - being who we are created to be.

Imagine you were made a saint in the future; write a short bio of yourself showing what you did to become a saint. Think about these questions:

- Try to think about what you might be able to do if you were being the best you could be.
- In drawing close to God and following your own call you will bring Christ to others.
- Think about what obstacles you might need to overcome – what might stop you being holy, being who you are meant to be?
- Think about where you might find strength to keep going in difficult moments.



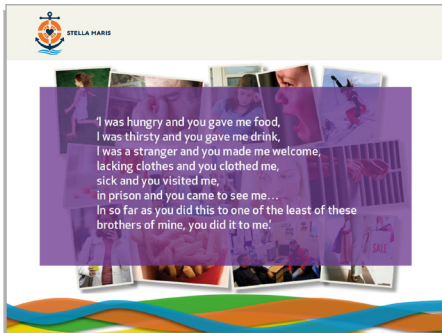
- Being holy means journeying to God. How might you journey towards God?

(APPENDIX 3 – I Saint Pro forma)

Reflection and Prayer

Timing: 5 mins

Slides: 27-28



(SLIDE 27)

BACKGROUND MUSIC: 'God of Justice' by Tim Hughes

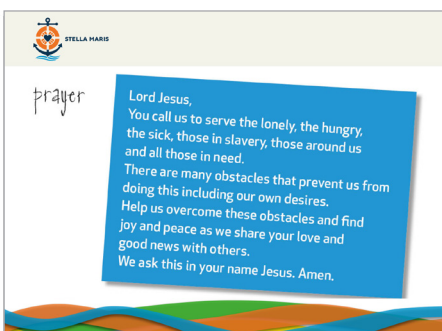
We are going to take a moment to reflect for ourselves.

Christianity tells us to serve those in need, those who are around us, our friends and family. But more than that. Jesus calls us and will help us to love those who aren't in our friendship groups or families. Jesus challenges us to love our enemy, to give to people who aren't able to give to us in return, help people who are sick, serve people who we don't like, help to free people who are in some way enslaved by something. He asks us to feed the hungry, visit people who are lonely and to give without counting the cost to ourselves. Jesus asks us to use our resources – our money, our time, our efforts – to help people who are in need of help. This is sometimes hard to do. Often we don't feel like it. We would rather spend time with our friends having fun, or watching television or just buying what we want but Jesus encourages us and will give us His strength to do it. He said that whenever we show love to someone who really needs it; someone who is hungry, thirsty, sick or lonely, then we are showing love to Jesus himself. When we show love to those in need, God is there.

(CLICK)

Here is the passage from the Bible where Jesus us tells us this. Take a moment to read the passage and think about how you could put it into practice in your own life.

Leave 1-2 minutes so the students can reflect on the passage and their own lives.



(SLIDE 28)

Lord Jesus,

You call us to serve the lonely, the hungry, the sick, those in slavery, those around us and all those in need.

There are many obstacles that prevent us from doing this including our own desires.

Help us overcome these obstacles and find joy and peace as we share your love and good news with others.

We ask this in your name Jesus. Amen

Success Criteria

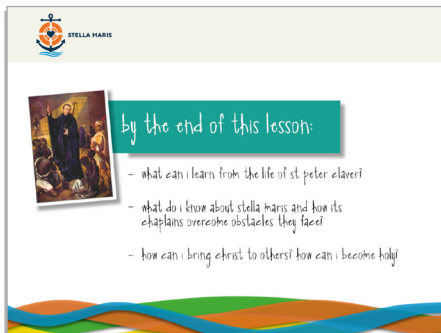
Timing: 3 mins

Slide: 29

(SLIDE 29)

Ask the students these questions to assess their learning.

- What can I learn from the life of St Peter Claver?
- What do I know about Stella Maris and how its chaplains overcome obstacles they face?
- How can I bring Christ to others? How can I become holy?



Homework

Timing: 2 mins

Slide: 30-31


(SLIDE 30)

Pope Francis said:

"Prayer that doesn't lead to concrete action toward our brothers is a fruitless and incomplete prayer...prayer and action must always be profoundly united."

So for homework.


(CLICK)



STELLA MARIS

LESSON PLAN FOR KS3/4

TOPIC: ST PETER CLAVER; OVERCOMING OBSTACLES AND BRINGING CHRIST TO OTHERS



(SLIDE 31)

Write three things we could do in school which would help Stella Maris in their work. You may want to look at its website for ideas. This is a photo of Jenna Keenan whose Grandad was a great fundraiser for Stella Maris. Jenna did a parachute jump in his memory and raised a lot of money for them. Thinking realistically – what could we do in school?

ADDITIONAL ACTIVITIES:

- VIDEOS: <http://www.apostleshipofthesea.org.uk/aos-film>
- Write a short monologue by st peter claver or a slave
- Design a fundraising campaign for aos
- Design a tv commercial for aos to encourage donations
- Research modern day slavery – link to trafficking

IMAGES USED FROM:

- *Clipart from Microsoft Online, used with permission*
- *iMovie (animation), used with permission*
- *Apostleship of the Sea Flickr account, used with permission*
- *Wikipedia (image of Peter Claver – copyright free) <http://en.wikipedia.org/wiki/File:StPeterClaver.jpg>*

STELLA MARIS

LESSON PLAN FOR KS3/4

TOPIC: ST PETER CLAVER; OVERCOMING
OBSTACLES AND BRINGING CHRIST TO OTHERS



Please let us know if you have used this resource and how useful it was.

Email: Roland.Hayes@stellamarismail.org

Thank you.



www.stellamaris.org.uk

Stella Maris
39 Eccleston Square
London, SW1V 1BX

Registered charity in England and Wales number 1069833
Registered charity in Scotland number SC043085
Registered company number 3320318

Produced in collaboration with Ten Ten Resources

Written by Laura Nagle

© Stella Maris

Ten:Ten
Resources

www.tentenresources.co.uk

Ten Ten Resources
Chester House
Pages Lane
London, N10 1PR

Ten Ten Theatre Community Interest Company (No: 06131548)
The Ten Ten Charitable Trust (No: 1149206)

Design by Kathy Kielty
www.kathykielty.com